

STEEL ROUND MAXI RAD



In-ground step mark series. Fixtures consist of:

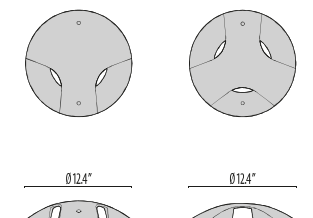
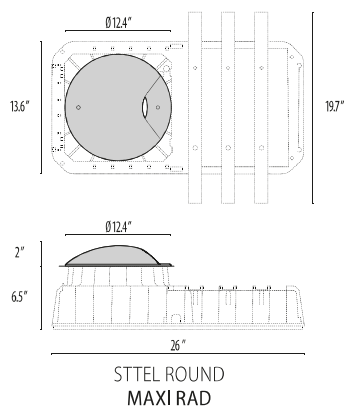
- Copper-free die-cast aluminum housing and die-cast corrosion-resistant AISI 316 stainless steel dome (RAD versions).
- High transmittance, internally frosted, soda-lime pressed glass diffuser, thermally, and chemically quenched to strengthen the impact resistance and reduce the effect of rapid temperature changes (RAD versions).
- Custom molded, anti-aging gasket(s).
- Stainless steel external hardware.
- Custom MCPCB utilized to maximize heat dissipation and promote a long LED life.
- Ground-level side-emission light distribution (RAD 90°, 180°, and 360°).
- Input voltage: 120-277 V (50 / 60 Hz), integral driver.
- Pre-wired cable connects luminaire with WATER-STOP connection system, suitable for through wiring. Included cable glands accept cables from Ø0.35" up to Ø0.63".
- Drive over rated <6 MPH, 6613 lbs weight
Static load up to 4409 lbs

- COMPACT reduced depth rough-in comes with formed steel bars to provide support in drive-over applications and is designed to encourage water drainage.
- Each rough-in kit is provided with a protective faceplate to avoid possible deformations during the installation in concrete to simplify installation.
- Standard easy-to-adjust mounting system that enables the fixture to be easily aimed even after installation.
- Consult factory for dimming options, custom finishes (please specify RAL color), and non-cataloged CCT (Kelvin) options including static colors.
- Thermoplastic compression-molded rough-in kit can be ordered separately.
- For outdoor inground applications, provide drainage gravel at least 12" below the rough-in or a suitable drainage system.
- Product meets Buy American Act requirements within ARRA.
- 5-year warranty.
- Marine Grade finish.
- Suitable for Natatorium applications.



FINISHES

- INOX / Stainless steel / Matt
- BK-81 / Black / Textured
- AN-96 / Iron gray / Textured
- GR-94 / Aluminum metallic / Textured
- WH-87 / White / Textured
- RB-10 / Iron rust / Textured



Lumen Output	3K	4K	6K
Steel Round Maxi RAD 90°	146	172	199
Steel Round Maxi RAD 180°	306	344	382
Steel Round Maxi Rad 360°	452	508	564

6W/12W/18W Max Wattage



Scan here
for installation
instructions

Revision 09
04/25

Order Guide - Steel Round Maxi RAD



Order code example

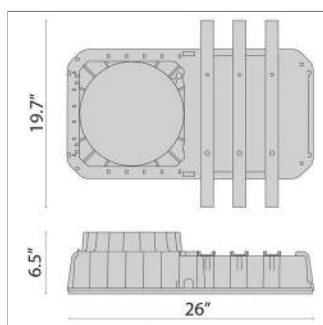
SRMAXR-90-6-SS-3K-UNV-NA

Series	Light Emission	Wattage	Finish	Kelvin	Voltage	Controls	Accessories
SRMAXR Steel Round Maxi Rad	90 1 Beam	6 6 watt (90 max)	SS Stainless Steel Polished	3K 3000K	UNV 120-277V	NA Non Dimming	TP Tamper Proof hardware
	180 2 Beams	12 12 watt (180 max)	AM Aluminum Metallic	4K 4000K		0-10V 0-10V Dimming Driver	
	360 3 Beams	18 18 watt (360 max)	IG Iron Gray	6K 6000K		ELV 120V Line- Voltage Dimming Driver	
	See Chart Below	XX Specify wattage must be below max	IR Iron Rust				
			BK Textured Black				
			WH Textured White				
			CC Custom Color				

80 CRI STANDARD - OTHER OPTIONS AVAILABLE

INCLUDED ACCESSORIES

DESCRIPTION	FINISH	PART NUMBER
STEEL ROUND MAXI RAD		
Recessed Rough-in kit		310252



Performance in Lighting reserves the right to make all necessary changes without prior notice.

Performance in Lighting - 2621 Keys Pointe - Conyers, Georgia 30013 - USA - voice 770.822.2115 - info.usa@pil.lighting
www.performanceinlighting.com

Revision 09
04/25

LIGHT EMISSION OPTIONS

STEEL ROUND MAXI RAD



90°



180°



360°